



Employees

> Facts

821

Number of FTEs
745

Number of employees

1 January 2015

833

Number of FTEs
763

31 december 2015

Incoming^{staff}

69

Outgoing^{staff}

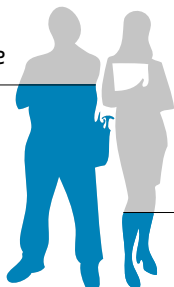
57

of whom 15 retired


MALE/FEMALE RATIO

72% male

28% female



AGE PROFILE



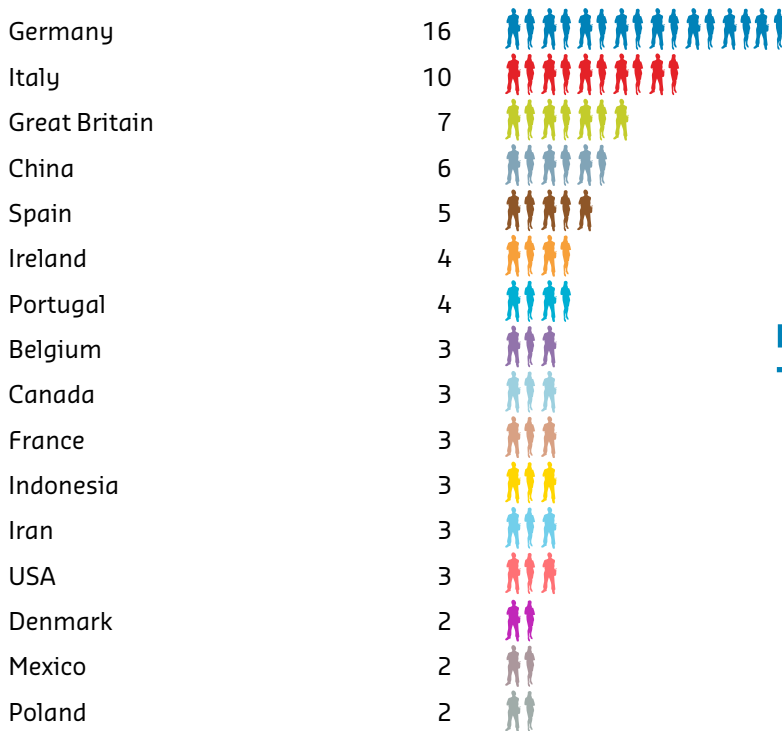
65-74 years: 3,0%
55-64 years: 23,5%
45-54 years: 23,4%
35-44 years: 27,7%
25-34 years: 22,0%
<25 years: 0,4%



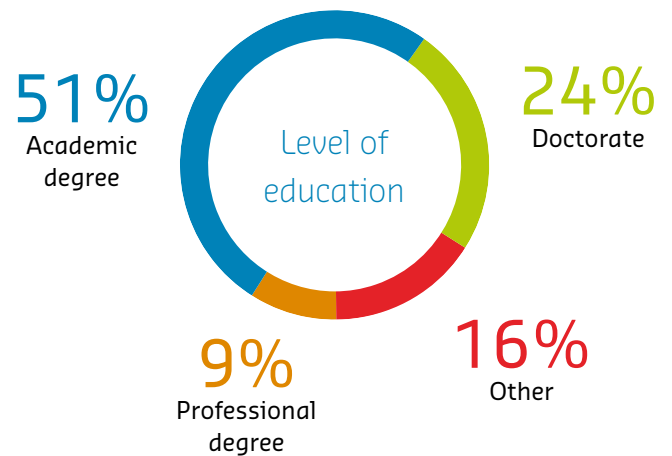
29 nationalities

NATIONALITY (IN NUMBER OF EMPLOYEES)

Employees from a total of 28 nationalities (not including the Dutch) work for Deltares



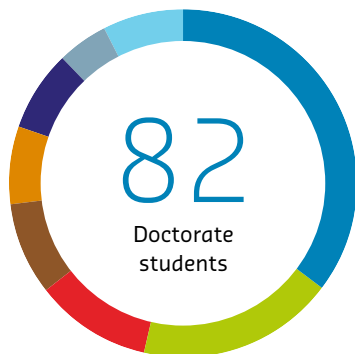
EDUCATIONAL BACKGROUND OF STAFF



OTHER NATIONALITIES

Albania, Ukraine, Cyprus, Egypt, Greece, Japan, Malta, Nepal, Austria, Romania, Sudan, Switzerland

DOCTORATE STUDENTS (IN NUMBERS OF EMPLOYEES)



| | |
|---------------------------------------|-----------|
| Technical University Delft | 29 |
| Utrecht University | 15 |
| Vrije Universiteit | 9 |
| Wageningen University | 7 |
| Twente University | 6 |
| Unesco-IHE | 6 |
| Other universities in the Netherlands | 4 |
| Universities in other countries | 6 |
| Total | 82 |